

Chapter 2.



MG-M
5L / 20L

Anti Mould Preventative Spray 5L / 20L

Surface Pump Spray application Kills and Stops Re-Growth on surfaces around your facilities, (Back of building, eaves, brick works, shade sails, glamping tents (canvas) etc. Treatment kills mould, then clean off / remove and reapply to stop regrowth.

Pro-active maintenance stop mould from growing instead of being reactive.

Impact & uses – Significantly reduces unsightly and dangerous mould growth and minimise maintainace time.

Tips 1. Spray directly onto problem area to kill the mould membrane as well as spores.

Tip 2. Ensure Garden sprayer is clean and non contaminated. with other chemicals.



How to apply – Kill and remove mould from surface, then apply anti-mould treatment to stop regrowth.

Step 1: Use either wipe clean with **Microguard disinfectant/cleaner**, or While vinegar diluted to 80:20 or pressure wash surface.

Step 2: Spray the surface with **Microguard's Anti-mould spray**, garden sprayer for outdoor surfaces, direct trigger spray or **Microguard's Area applicator**, for inside, allow to dry.

The antimicrobial adheres to the surface and stays active, preventing regrowth.

Step 3: Repeat 4 monthly



PPE Required – Wear PPE (Personal Protective Equipment) when using. Do not use for any other purpose than is described. .

1. PPE, P2 face mask, Eye protection, glover and protective work wear.



Safe handling and storage – Caution and handling: Keep out of reach of children and pets. Use undiluted. Do not mix with detergents or other chemicals. Avoid contact with eyes and skin – if contact with eyes or skin occurs, rinse well with water immediately, if irritation continues seek medical assistance. For advice, contact a Poisons Information Centre (e.g. phone Australia 13 11 26; New Zealand 0800 764 766) or a doctor (at once). Store below 30°C. Do not tip or pour down the drain or sink.

Chapter 2.

Anti Arachnid Direct Spray 5L / 20L



MG-AS
5L / 20L

Surface Pump Spray application kills Arachnids(Most types of spiders) Around facility's surfaces (light fittings, eaves, amenities blocks, and decks etc). Treatment has a pesticide that kills, and Active Antimicrobial that deters and prevents mould..

By spraying surfaces it significantly reduces unsightly webs and nesting.

Be Pro-active and stop the spiders from wanting to nest on surfaces you don't want them too – pro-active maintenance instead of being reactive.

Impact & uses – This treatment stays active and effective long after application. It reduces the number spider around your facility.

Tips 1. After high cleans are done, it's easy to treat substreights and areas to stop spiders and mould from coming back!

How to apply – Spray directly onto surfaces with a garden sprayer for outdoor use, stop spiders from nesting, use on pre-cleaned surfaces as this product don't have any corrosive properties (so won't desolve current webs, but also wont wreck any surfaces).

Step 1: Remove current webs by either pressure cleaning or sweeping them away and allow the surface to dry.

Step 2: Spray the surface with **Microguard's Anti-spider spray**, using a garden sprayer for outdoor surfaces, outdoors use only, allow to dry.

Step 3: Repeat 4 monthly



PPE Required – Wear PPE (Personal Protective Equipment) when using. Do not use for any other purpose than is described. .

1. Allow the solution to dry. drying times will vary depending on the fabric's and how much product is applied.



Safe handling and storage – WARNING, Only use in a well-ventilated areas and always use PPC (personal protective equipment, gloves/clothing/eye/face protection) when using and handling. Can cause Skin irritations, serious Eye damage, and poisonous if Swallowed. – If any get onto the Skin thoroughly wash off straight away – If any get in the Eyes, thoroughly rinse and keep rinsing with water until completely washed out, see a doctor. – If Swallowed or breath in fumes, wash your mouth out thoroughly, drink water, and seek medical assistance straight away. Keep away from heat/sparks/open flames/hot surfaces. Protect from sunlight. Store in a well-ventilated place. Do not expose to temperatures greater than 50°C. KEEP OUT OF REACH OF CHILDREN and PETS. Read instructions and SDS Sheet before using. Do not discard or pour in waterways, toxic to aquatic life. Do not use it for any other purpose than is described. Do not dilute or mix any other product. Not to be on-sold.

Chapter 2.



MG-AM
5L / 20L

Anti Mosquito & Midges Spray 5L / 20L

Surface Pump Spray application reduces Mosquito & Midge landings on human & animal skin. Treatment confuses the receptors of the mosquito thus disorienting it, this reduces the mosquito's ability to locate skin and land on it.

The Antimicrobial spray also prevents mould.

By disorienting the Mosquito – NO SKIN LANDINGS = NO BITES

Directions – Professional use only. – Full training is supplied. – Spray on application with long-lasting results.

Impact & uses – Effective long after application. minimises mould growth on treated area.

Tips 1. Spray directly onto surfaces around areas that you want to repel mosquito's.

How to apply – Spray directly onto surfaces with a garden sprayer for outdoor use only, adjusting the spray to suit the surface to ensure enough product is applied to completely wet the substrate, eg hard surfaces (steel) absorbs less, wood and painted surfaces are better with fabrics like canvas and vinyl best.

Step 1: Ensure surface are clean and grease free and allow the surface to dry.

Step 2: Spray the surface with **Microguard's Anti-Mosquito spray**, using a garden sprayer for outdoor surface,, allow to dry.

Step 3: Repeat 4 monthly (more often for direct sunlight surfaces, for best results.)



PPE Required – Wear PPE (Personal Protective Equipment) when using. Do not use for any other purpose than is described. .

1. Allow the solution to dry. drying times will vary depending on the fabric's and how much product is applied.



Safe handling and storage – WARNING, Only use in a well-ventilated areas and always use PPC (personal protective equipment, gloves/clothing/eye/face protection) when using and handling. Can cause Skin irritations, serious Eye damage, and poisonous if Swallowed. – If Skin contact, thoroughly wash off straight away – If any get in the Eyes, thoroughly rinse and keep rinsing with water until completely washed out, see a doctor. – If Swallowed or breath in fumes, wash your mouth out thoroughly, drink water, and seek medical assistance straight away. Keep away from heat/sparks/open flames/hot surfaces. Protect from sunlight. Store in a well-ventilated place. Do not expose to temperatures greater than 50°C. KEEP OUT OF REACH OF CHILDREN and PETS. Read instructions and SDS Sheet before using. Do not discard or pour in waterways, toxic to aquatic life. Do not use it for any other purpose than is described. Do not dilute or mix any other product. Not to be on-sold.



MG-MA
750ml / 5L / 10L

Anti Bed Bug & Mite Spray

Suitable for all fabrics, mattress, carpets, furniture, bedheads, bed frames & bed side tables.

A simple spray-on application to stop infestation. Active long-lasting protection.

- Stops **Bedbugs and Mites** from nesting on sub-straight. – Bedbug bite the skin to feed on blood (attacks).

Impact – Effective long after application. It eliminates bed bugs and mites from the target area.

Directions – Professional use only. – Full training is supplied. – Spray on application with long-lasting results.

Tips 1. Spray direct onto area, furniture or carpets that you want to ensure Bedbugs won't nest or infest.

How to apply – Spray direct onto area, furniture or carpets that you want to ensure Bedbugs won't nest or infest.

Step 1: Remove linen, bedding and anything off surface that you want to treat.

Step 2: Ventilate the area allowing air flow.

Step 3: Spray the surface with **Microguard's Anti Bed Bug spray**, using a garden sprayer or trigger bottle, ensuring the surface or fabric is completely wet, allow to completely dry before re using the space. (drying times will vary depending on the fabric's and how much product is applied.)

Step 3: Repeat 4 monthly

PPE Required – Wear PPE (Personal Protective Equipment) when using. Do not use for any other purpose than is described. .

1. Allow the solution to dry. drying times will vary depending on the fabric's and how much product is applied.



Safe handling and storage - WARNING, Only use in a well-ventilated areas and always use PPC (personal protective equipment, gloves/clothing/eye/face protection) when using and handling. Can cause Skin irritations, serious Eye damage, and poisonous if Swallowed. – If any get onto the Skin thoroughly wash off straight away – If any get in the Eyes, thoroughly rinse and keep rinsing with water until completely washed out, see a doctor. – If Swallowed or breath in fumes, wash your mouth out thoroughly, drink water, and seek medical assistance straight away. Keep away from heat/sparks/open flames/hot surfaces. Protect from sunlight. Store in a well-ventilated place. Do not expose to temperatures greater than 50°C. KEEP OUT OF REACH OF CHILDREN and PETS. Read instructions and SDS Sheet before using. Do not discard or pour in waterways, toxic to aquatic life. Do not use it for any other purpose than is described. Do not dilute or mix any other product. Not to be on-sold.





MG-CC
1L / 5L

Anti Microbial Carpet disinfectant

Suitable for all carpets, rugs, and furnishings.

A simple spray-on or wet vac machine application to kill Bacteria and Germs. Active long-lasting protection.

- Stops **Bacteria and Germs** from growing. – Human and pet smells and introduced pathogens.

Impact – Effective long after application. It eliminates Bacteria, germs and mould growth on treated area.

Directions – Spray on application with long-lasting results.

How to apply –

1. Use with in carpet cleaning machine.
2. Allow carpet solution to dry for 10 minutes, once the surface is dry, it is ready to use.
3. Repeat as required for disinfecting.
4. **Repeat** Bi-monthly

PPE Required – Wear PPE (Personal Protective Equipment) when using. Do not use for any other purpose than is described. .

1. PPE, P2 face mask, Eye protection, glover and protective work wear.



Safe handling and storage – Caution and handling: Keep out of reach of children and pets. . Do not mix with detergents or other chemicals. Avoid contact with eyes and skin – if contact with eyes or skin occurs, rinse well with water immediately, if irritation continues seek medical assistance. For advice, contact a Poisons Information Centre (e.g. phone Australia 13 11 26; New Zealand 0800 764 766) or a doctor (at once).

Store below 30°C. Do not tip or pour down the drain or sink.

Anti Microbial Mopping Agent 1 to 100 ratio



MG-MA
1L / 5L / 10L

Suitable for hard floors, (timber, lino, tiles, floating floors etc.) Concentrate 1 to 100 dilution.

Dilute in a mop bucket 1 to 100 ratio. disinfectant active long-lasting protection.

- Mop onto floor, and allow to dry, no rinse.

Impact – Effective long after application. It eliminates Bacteria, germs and mould growth on treated area.

Directions – Mop on application with long-lasting results, dispose of left over mix per use.

Impact & uses – Peace of mind knowing that your site's surfaces are healthy and safe environments for your staff, 24/7

How to apply –

1. Dilute into bucket of water 1 to 100.
2. Mop directly onto hard surface, ensure the surface is totally wet with Microguard, by wiping the solution all over the required surface, use on pre-cleaned surfaces only.
3. Allow the solution to dry for 10 minutes without wiping or drying with any other cloth, after 10 minutes, and once the surface is dry, it is ready to use.
4. Repeat as required for disinfecting.
5. **Repeat** for regular disinfecting one every 5th mop.

PPE Required – Wear PPE (Personal Protective Equipment) when using. Do not use for any other purpose than is described. .

1. PPE, P2 face mask, Eye protection, glover and protective work wear.



Safe handling and storage – Caution and handling: Keep out of reach of children and pets. Dilute to 1-200 water. Avoid contact with eyes and skin – if contact with eyes or skin occurs, rinse well with water immediately, if irritation continues seek medical assistance. For advice, contact a Poisons Information Centre (e.g. phone Australia 13 11 26; New Zealand 0800 764 766) or a doctor (at once).

Store below 30°C. Do not tip or pour down the drain or sink.



MG-MA
60ml / 250ml / 20L

Hand Sanitiser Anti microbial Non-alcoholic

Suitable for adult and kid's hands, Long-lasting to keep hands sanitised between applications and Non Alcoholic.

- Kills **Bacteria, and germs** as you pick them up through out the day! Stay protected.

Directions – 1/4ml pearl, size drop, to completely cover your hands both sides, reapply twice daily. long-lasting results.

Impact & uses – Peace of mind knowing that you and your staff have a layer of protection.

How to apply –

1. How to use: Apply 1 pump (the size of a pearl) to the palm of the hand.
2. Rub into your palm and backs of hands. Allow to dry without wiping or washing.
3. **Repeat** as required (twiced daily)

PPE Required – Not required

Safe handling and storage – Caution and handling: Keep out of reach of children and pets. Use undiluted. Do not drink, Do not mix with detergents or other chemicals. Avoid contact with eyes – if contact with eyes occurs, rinse well with water immediately, if irritation continues seek medical assistance. For advice, contact a Poisons Information Centre (e.g. phone Australia 13 11 26; New Zealand 0800 764 766) or a doctor (at once). Store below 30°C. Do not tip or pour down the drain or sink.





MG-MA
1L / 5L / 10L

Anti Microbial MasterBatching

Bacteria, Fungal, Virus, Mosquito, Bud bug & Dust mites

Manufacturing Fabric solutions, protect yarn (to finished products) with on going anti-microbial solutions!

- Application in manufacturing, extrusion, bath or padding, infusing our solutions into the finished products for long lasting (some cases for life of the product) health results and out comes.
- Professionally applicated, topically (machine applied) to a finished product, for long lasting results.

Examples– Anti-bacteria in work or school uniforms, bedding, carpets, automotive fabrics and leathers.

Anti-Viral & bacteria in Medical curtains, scrubs, carpet tiles, ect.

Anti-bacteria & Mosquito in Military, mining, public works, workwear and uniforms..

Anti-Mould and Mosquito in camping canvas, , umbrellas, outdoor furnishings, Mosquito nets, army tents, marine etc.


Directions – Treatments are easily applied through the manufacturing process or on finished item.

How to apply – Different processes

1. Extrusion – Pore solution into the extrusion vat.
2. Fiber dip – add solution into treatment bath.
3. Pad – pad apply to finished fabric.
4. Topical – spray solution onto finish fabric.
5. Lander – add solution into washing machine.

PPE Required – Wear PPE (Personal Protective Equipment) when using. Do not use for any other purpose than is described. .

1. PPE, P2 face mask, Eye protection, glover and protective work wear.



Try Pitch



Safe handling and storage – WARNING, Only use in a well-ventilated areas and always use PPE(personal protective equipment, gloves/clothing/eye/face protection) when using and handling. Can cause Skin irritations, serious Eye damage, and poisonous if Swallowed. – If any get onto the Skin thoroughly wash off straight away – If any get in the Eyes, thoroughly rinse and keep rinsing with water until completely washed out, see a doctor. – If Swallowed or inhaled , wash your mouth out thoroughly, drink water, and seek medical assistance straight away. Keep away from heat/sparks/open flames/hot surfaces. Protect from sunlight. Store in a well-ventilated place. Do not expose to temperatures greater than 50°C. KEEP OUT OF REACH OF CHILDREN and PETS. Read instructions and SDS Sheet before using. Do not discard or pour in waterways, toxic to aquatic life. Do not use it for any other purpose than is described. Do not dilute or mix any other product. Not to be on-sold.



If you feel unwell, or for advice, contact the poisons information centre on 13 11 26, If medical advice is needed, have this product container on hand to answer questions. Move into the fresh air and remain seated until you are feeling better. If swallowed DO NOT INDUCE VOMITING, instead drink a glass of water and remove contact lenses if present. WARNING intentional misuse by deliberately concentrating and inhaling contents can be harmful or fatal.

Caution and handling WARNING,

Only use in a well-ventilated areas and always use PPC (personal protective equipment, gloves/clothing/eye/face protection) when using and handling. Can cause Skin irritations, serious Eye damage, and poisonous if Swallowed. If skin contact is made, thoroughly wash off straight away – For Eye contact, thoroughly rinse & keep rinsing with water until completely washed out & see a doctor. If Swallowed or inhaled, wash your mouth out thoroughly, drink water, and seek medical assistance straight away. Keep away from heat/sparks/open flames/hot surfaces. Protect from sunlight. Store in a well-ventilated place. Do not expose to temperatures greater than 50°C. KEEP OUT OF REACH OF CHILDREN and PETS. Read instructions and SDS Sheet before using. Do not discard or pour in waterways, toxic to aquatic life. Do not use it for any other purpose than is described. Do not dilute or mix any other product. Not to be on-sold.

Safety display signage for storage room area – Supplied by Microguard

Chemical storage area. Chemical handling guide. First aid guide. Chemical spill guide.

1. IDENTIFY PRODUCT

It is important to have awareness and understand the product before using it.

- Know if it is hazardous or not?
- Please refer to the Safety Data Sheets (SDS)

3. PROPERLY LABELED

Read and understand all label information and instructions.

- Ask your supervisor if you have any questions about the product.
- Report any damaged labels, (to replace)

5. VENTILATION

Make sure there is adequate ventilation when handling chemicals.

- Air flow ensures your not breathing in vapors.

2. DO NOT MIX

Do not mix chemicals together, reactions could be unpredictable.

- Serious injury or death may occur.
- Do not top up bottles, risk of cross contamination.
- Always use clean empty containers.

4. WEAR PPE

Wear all required PPE (Personal protective equipment) as indicated on the SDS.

- It is important to use the right equipment prior to the use of chemical products.

6. ANY DOUBTS, STOP!

If you have any doubts about handling the chemicals or products, stop and ask your supervisor.


- A simple oversight can cause any unwanted accidents.

Poisons Info Center
13 11 26

Call 1300 957922
microguard-biotech.com

Microguard
antimicrobial surface protection 24/7


1. PROTECT YOURSELF



If spill occur use PPE to protect yourself, ventilate area and follow SDS requirements


- Avoid chemical contact with the body, clothes or breathing in vapors.

2. IDENTIFY CHEMICAL



It is important to have awareness and understanding of the chemical that is spilled.


- Know the hazard, where it is and how much spill there is.
- Refer to the Safety Data Sheets (SDS).



Chemical Spill Guide

Get out of the area, if you're unsure what to do!


3. CONTAIN SPILL



Find the cause of the spill and stop it. Restricting the spill from spreading.

- If chemical is flammable remove any ignition sources, unplug any electrical equipment in the area.
- Don't breathe in any vapor - ventilate area and use PPE.

4. CLEAN UP




Important NOT TO use chemicals for clean up. Use PPE. Wipe, scoop or gather up the excess chemicals.

- Bin gathered up chemical and cloths.
- Do not wash down drain.
- Mop spill area, to remove any leftover residue.

Always follow and refer first to the Safety Data Sheet (SDS) and labels per product.

Each product has its own (SDS) outlining first aid actions and advice.


5. DISPOSAL



Used items to gather and clean up spill, eg towels, mops and other items, including PPE used should be disposed or thoroughly cleaned.

- Wash hands thoroughly
- Report spill to Management

6. ACTION !!!!



DANGER! ISOLATE - SECURE & EVALUATE

- ISOLATE spill, equipment and electrical.
- SECURE ensure spill area is safe.
- EVALUATE to ensure everything is done!

Poisons Info Center
13 11 26

Disinfectant Cleaner

Area Applicator

Repeat Every 3 months

Vehicle applicator

Repeat Every 2 months

Anti-Mould

Repeat Every 4 months

Anti-Arachnid

Repeat Every 4 months

Anti-Mosquito

Repeat Every 3 months

Anti Bed Bug

Repeat Every 4 months

Hand Sanitiser

Try Pitch **Repeat** as required

Commerical maintenance and cleaning - all activites are signed off, so everyone knows the activities have been completed.

Below is the simple schedule and action sign off sheet that your management may implement!

Its shows each location, who's responsibility it is, the treatments to be done and the week or week date its required to be completed..

It's the allocated staff member who is responsible for that task, that is required to sign off once completed.

[illegible]

Chapter 2

Re-application per item

Disinfectant Cleaner

Repeat for regular cleans

Area Applicator

Repeat Every 3 months

Vehicle applicator

Repeat Every 2 months

Anti-Mould

Repeat Every 4 months

Anti-Arachnid

Repeat Every 4 months

Anti-Mosquito

Repeat Every 4 months

Anti Bed Bug

Repeat Every 4 months

Hand Sanitiser

Repeat as required

Acommodation Eg Parks, Resorts, Hotels or Mining Camps – all activites are signed off, so everyone knows the activities have been completed.

Below is the simple schedule sheet that your management may implement!

Its shows each location, and the weeks the treatments are to be done, completed.....

Proactive maintenance system

Microguard is providing eco-friendly and easy-to-use proactive treatments to help you manage your parks facilities, saving time and money.

- ✓ Protect your assets from mould damage and by not using corrosive products.
- ✓ Minimise on-going maintenance actions and continual fighting of mould and Bacteria (smells).
- ✓ Shorten cleaning turn-around times, reduce product use and protect staff and clients 24/7

Area room deep clean treatment.
For mould bacteria and germs, keeps killing active.
Cabins, receptions, ensuites, amenities, motel rooms, games and rec area's.

Once every 3 months

Surface cleaner disinfectant wipe.
5-in-one cleaner, disinfectant, deodoriser, anti-mould & active.
All surfaces in cabins, amenities, bathrooms, showers, benches, ect. Keeps killing between cleans.

Regular cleaner

Park Treatment Schedule - Map

Schedule Key

Each Quarter - Area room deep clean treatment (90days)

Area	Treatment 1 weeks	Treatment 2 weeks	Treatment 3 weeks	Treatment 4 weeks
Zone 1 -	End Jan & 1st Feb	3rd & 4th April	2nd & 3rd July	1st and 2nd Oct
Zone 2 -	2nd & 3rd Feb	1st & 2nd May	4th July & 1st Aug	3rd & 4th Oct
Zone 3 -	End of Feb, 1st March	3rd & 4th May	2nd & 3rd Aug	1st & 2nd Nov

1300 95 79 22 | lanes@microguard-biotech.com | www.microguard-biotech.com

Microguard Pty Ltd is Australian owned and run company, focused on delivering long-lasting proactive solutions, ABN 73 836 038 005

Product guide and cheat sheet – all on-site information sheet to show all staff what is used on-site, product re-use time frame, SDS sheets are visible in storage area, staff are trained, and maintenance scheduling had been planned.

Mines and mining accommodation

Microguard
antimicrobial surface protection 24/7

What is your park using? Being proactive in your maintenance with long-lasting solutions - Mould, Bacteria and Viruses

Products info and how to use	Where to use the solution	Scheduling confirmed	SDS charts installed at storage area	Online Staff training	Maintenance system confirmed	Agreement signed
<input type="checkbox"/> Area room deep clean treatment - for mould bacteria and germs, keeps killing active.	Full proactive treatment for - Cabins, receptions, unsuits, amenities, motel rooms, games and rec area's.	<input type="checkbox"/> Once every 3 months	<input type="checkbox"/>	<input type="checkbox"/>	<input type="checkbox"/> Map schedule <input type="checkbox"/> Excel <input type="checkbox"/> Internal system	<input type="checkbox"/>
<input type="checkbox"/> Surface cleaner disinfectant wipe - for mould bacteria and germs, keeps killing active. 5-in-one cleaner, disinfectant, deodoriser, anti-mould & active	Use as regular cleaner disinfectant - on all surfaces in cabins, rec area's amenities etc, in bathrooms, showers, on benches, sinks and equipment to protect between cleans.	<input type="checkbox"/> Regular cleaner	<input type="checkbox"/>	<input type="checkbox"/>	<input type="checkbox"/> Map schedule <input type="checkbox"/> Excel <input type="checkbox"/> Internal system	<input type="checkbox"/>
<input type="checkbox"/> Outdoor spray treatment - kills mould, stays active stopping regrowth	Spray on walls, back of cabins, eaves, brickwork, amenities, roofs and glamping tents - stops mould regrowth.	<input type="checkbox"/> Once every 4 months	<input type="checkbox"/>	<input type="checkbox"/>	<input type="checkbox"/> Map schedule <input type="checkbox"/> Excel <input type="checkbox"/> Internal system	<input type="checkbox"/>
<input type="checkbox"/> Mopping Disinfectant long lasting 1 to 100 <input type="checkbox"/> Carpet Disinfectant long lasting active treatment.	Active Mopping treatment for hard floors. Active Carpet treatment. proactively treatments protecting floors - Cabins, receptions, unsuits, amenities.	<input type="checkbox"/> Once per week <input type="checkbox"/> Once every 3 months	<input type="checkbox"/>	<input type="checkbox"/>	<input type="checkbox"/> Map schedule <input type="checkbox"/> Excel <input type="checkbox"/> Internal system	<input type="checkbox"/>
<input type="checkbox"/> Anti-mosquito repellent minimising landing and bites <input type="checkbox"/> Anti-spider - kills and stops nesting	Anti-mosquito protect clients while enjoying areas in your park - decks, BBQ area and round the pool etc. Anti-spider stops nesting around the park.	<input type="checkbox"/> Once every 4 months <input type="checkbox"/> Once every 4 months	<input type="checkbox"/>	<input type="checkbox"/>	<input type="checkbox"/> Map schedule <input type="checkbox"/> Excel <input type="checkbox"/> Internal system	<input type="checkbox"/>
<input type="checkbox"/> Washable Treatments <ul style="list-style-type: none"> • Anti Mosquito • Bacteria & Germ 	Protect outdoor workers from mosquitoes Indoor staff uniforms minimise smells. Protect Blankets, Curtains, rugs etc.	<input type="checkbox"/> Once every 3 months	<input type="checkbox"/>	<input type="checkbox"/>	<input type="checkbox"/> Map schedule <input type="checkbox"/> Excel <input type="checkbox"/> Internal system	<input type="checkbox"/>
<input type="checkbox"/> Marketing information and material We provide marketing to inform your clients	Information stickers, fridge magnets, brochures, room tents and website informing clients your add protection.	<input type="checkbox"/> One time setup	<input type="checkbox"/>	<input type="checkbox"/>	<input type="checkbox"/>	<input type="checkbox"/>

Easy re-order - Online login: _____ Password: _____
 Or call us - on **1300 957922** www.microguard-biotech.com Your account manager: _____ No: _____
 It's your managers responsibility for all staff to be trained - We have supplied you a training link to track your staff training.